

I simply scan
with my HERON™ IOS

SIMPLY
SCAN

2
CLICKS
TO START

2
MINUTES
TO SCAN

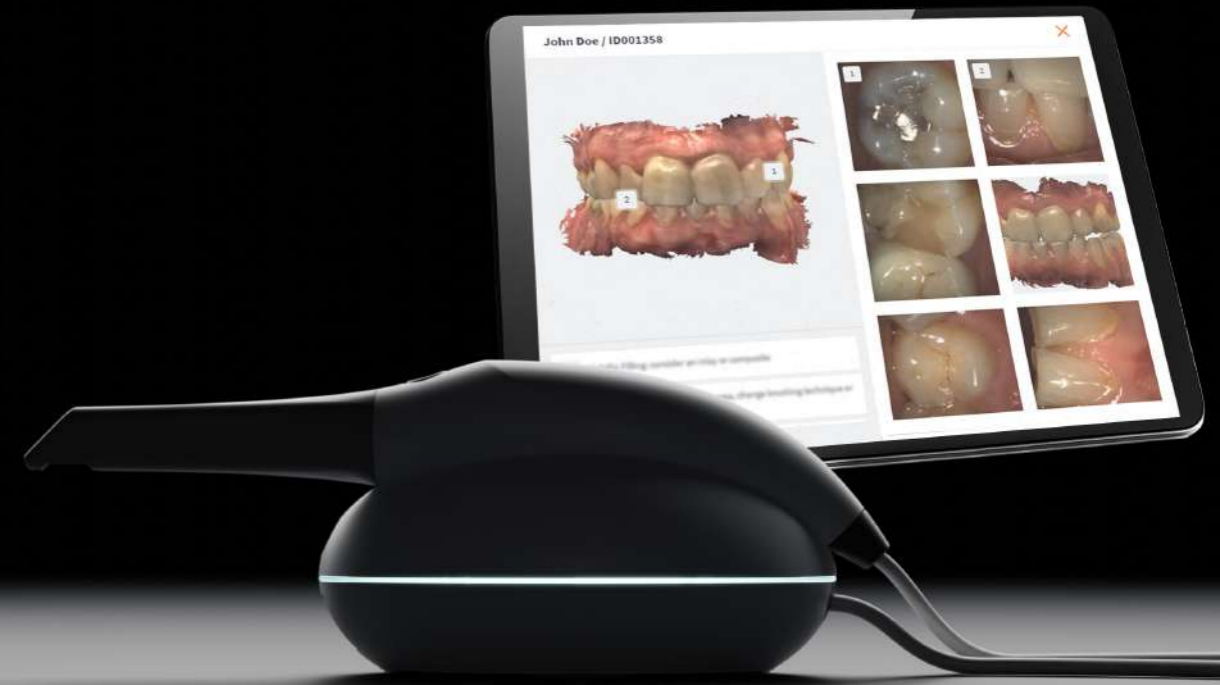
2
SECONDS
TO CHECK



“The first IOS I can use
in every patient appointment”



The 3DISC Scan&Tell communication hub



One-stop solution for 2D images & 3D scans:
tell, show & do!



The Scan&Tell communication hub



3DISC The DentalTech®

3DISC The DentalTech®

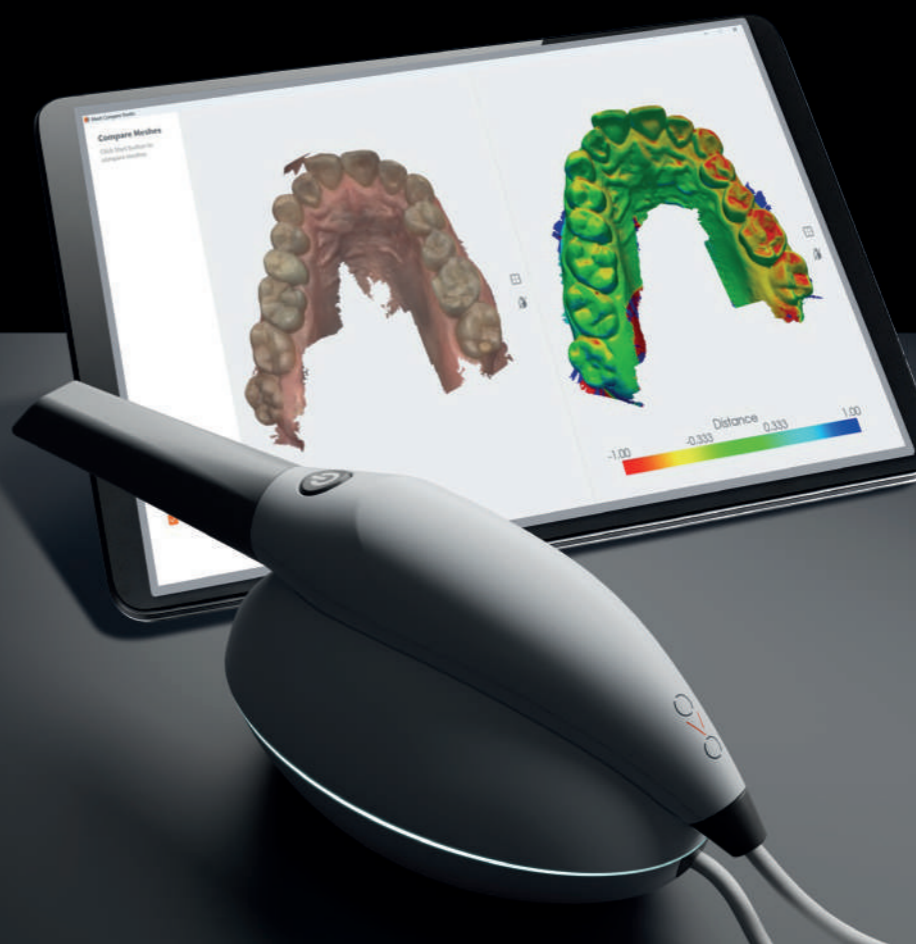
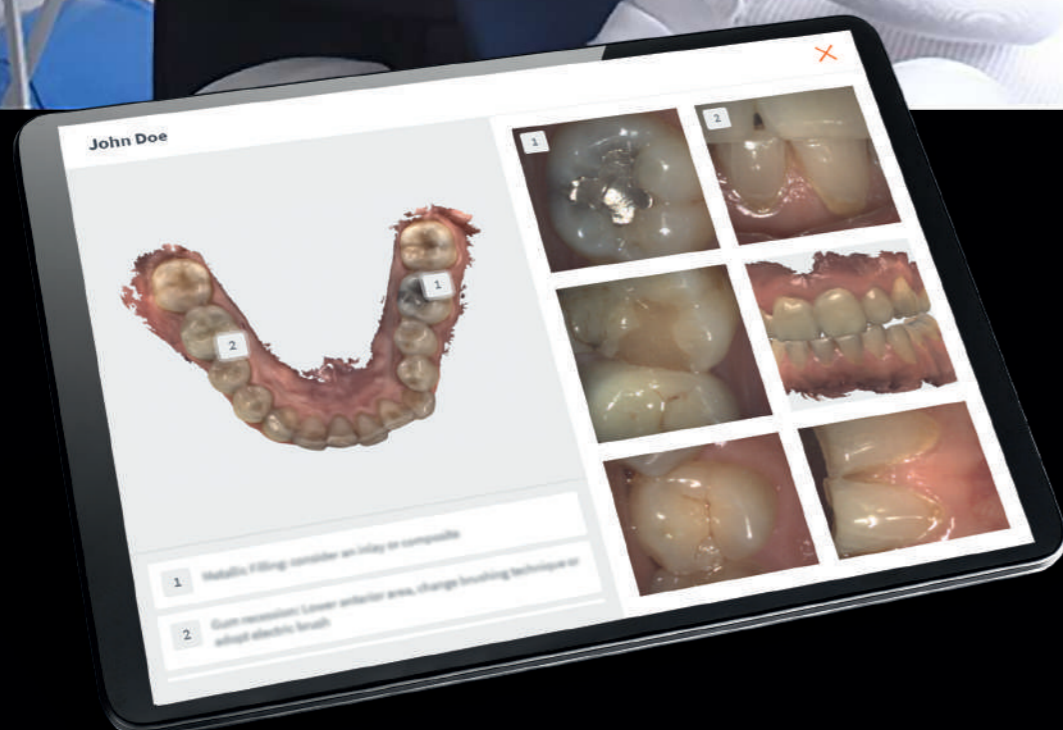


“With OVO & iPad I have all I need to build and present my findings, options and treatment plans. Simplifying patient communication and engagement.”

Dr Adolfo Lopes,
DDS, MSc, PhD

OVO brings you to the heart of patient communication. Equipped with a Tablet and 3DISC Scan&Tell, the dentist can show and explain options to the patient to increase treatment acceptance rate. 3DISC Scan&Tell 2D images and 3D scans make it easier to discuss treatment possibilities with the patient.

OVO is the combination of 3 technologies:
2D camera, 3D scanner and the Scan&Tell communication hub, providing easy follow-up, tracking & communication to closely monitor the evolution of the patient's health.





In one action,
all your imaging needs :
3D scans, 2D images & videos
intelligently sorted and displayed.

DENTIST

OVO becomes
the center of
your patient dialogues.

**PRELIMINARY
EXAM**

2D IMAGES

**BUCCAL
MONITORING**

3D IMPRESSIONS

The perfect integration
of intraoral scanner,
intraoral camera
and communication hub

Intraoral scanners have never before been positioned at the center of the clinic. 3DISC reinvents the concept, providing perfect integration synergy between Dentists, Patients and Laboratories.

Our new range of features will help dentists put the OVO IOS at the center of their day-to-day practice.

SMILE DESIGN

SCAN&TELL

PATIENT

LAB

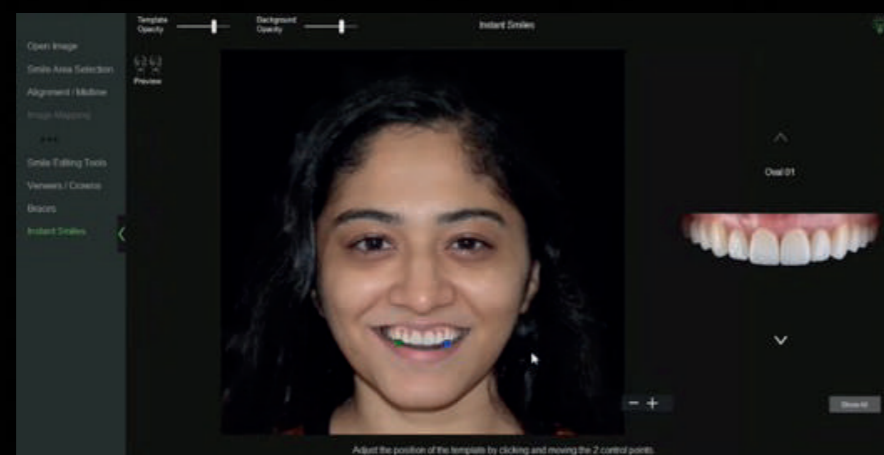




“I use 3DISC Scan&Tell with my patients as a treatment planning tool”

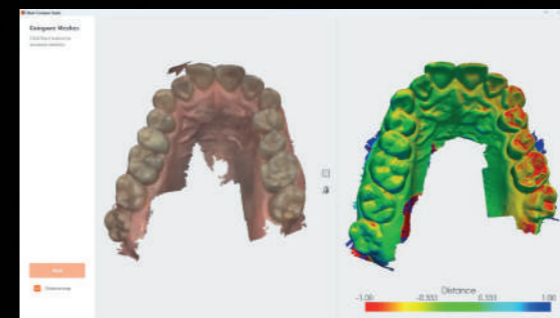
Dr Maraghy
DDS, MSc, PhD

3DISC Scan&Tell suite comes equipped with Preliminary examination, buccal monitoring and smile design: helping the dentist monitor patient evolution over time, plan treatments and dialogue with the patient.



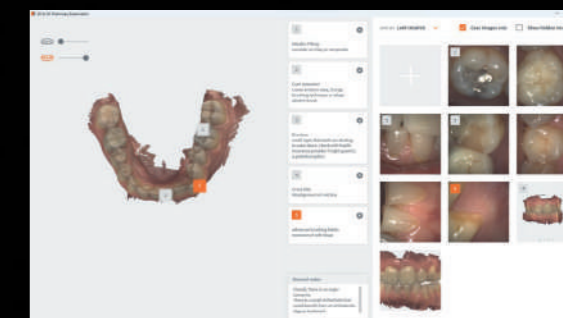
Smile design

A simplified approach to discuss possible options with the patient and increase acceptance rates.



Buccal monitoring

Guides the dentist in observing changes over time in the patient's mouth.



Preliminary examination

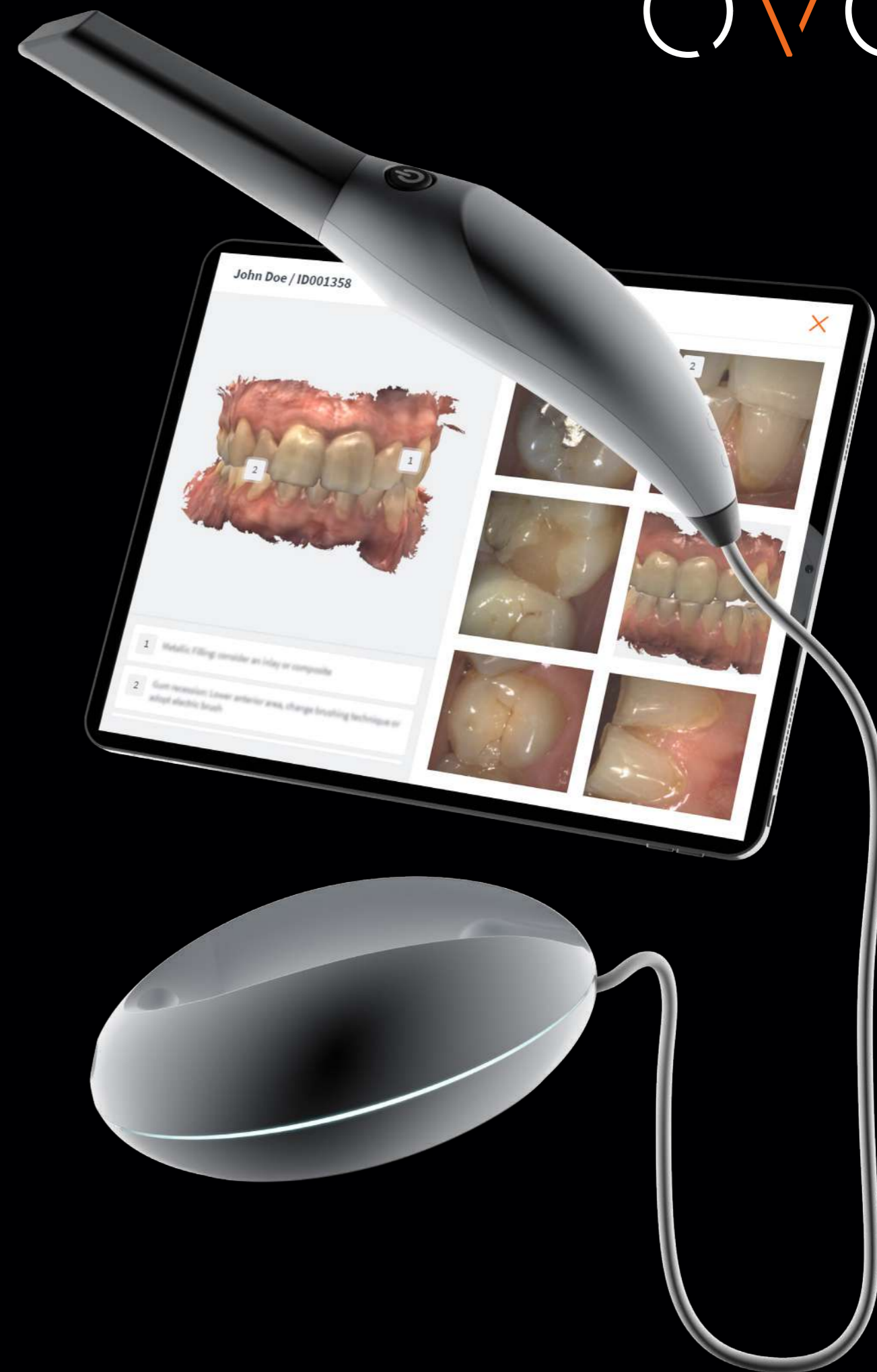
The ultimate discuss & show tool, to enhance dentist-patient dialogue and promote patient confidence





A new concept, a new hardware a new scanning experience

Incorporating 2D images & 3D impressions
with a communication hub
to create the ultimate scanning
and communication experience



3DISC a worldwide team dedicated to taking Digital dentistry beyond

